

# Traffic Statistics

December  
2022



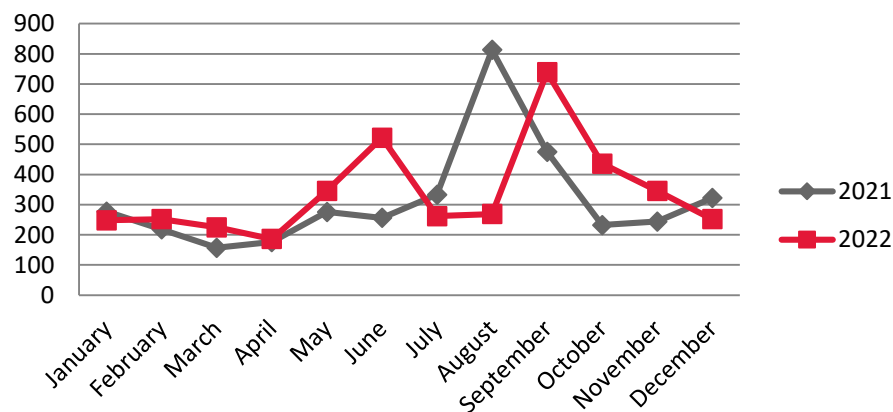
Amman Civil Airport  
مطار عمّان المدني



## Arrivals / Passenger Numbers

Month	2021	2022	Var %
January	277	248	-10.5%
February	218	252	15.6%
March	157	225	43.3%
April	176	186	5.7%
May	276	346	25.4%
June	256	522	103.9%
July	333	262	-21.3%
August	813	269	-66.9%
September	475	739	55.6%
October	232	436	87.9%
November	244	346	41.8%
December	322	252	-21.7%
<b>Total</b>	<b>3,779</b>	<b>4,083</b>	<b>8.0%</b>

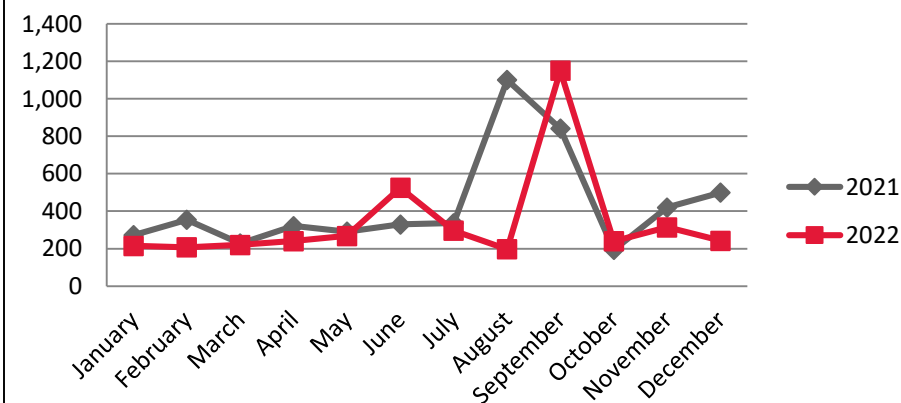
## Arrivals



## Departures / Passenger Numbers

Month	2021	2022	Var %
January	272	215	-21.0%
February	354	207	-41.5%
March	228	220	-3.5%
April	321	241	-24.9%
May	291	268	-7.9%
June	329	525	59.6%
July	336	296	-11.9%
August	1,100	197	-82.1%
September	841	1,150	36.7%
October	194	240	23.7%
November	420	314	-25.2%
December	499	242	-51.5%
<b>Total</b>	<b>5,185</b>	<b>4,115</b>	<b>-20.6%</b>

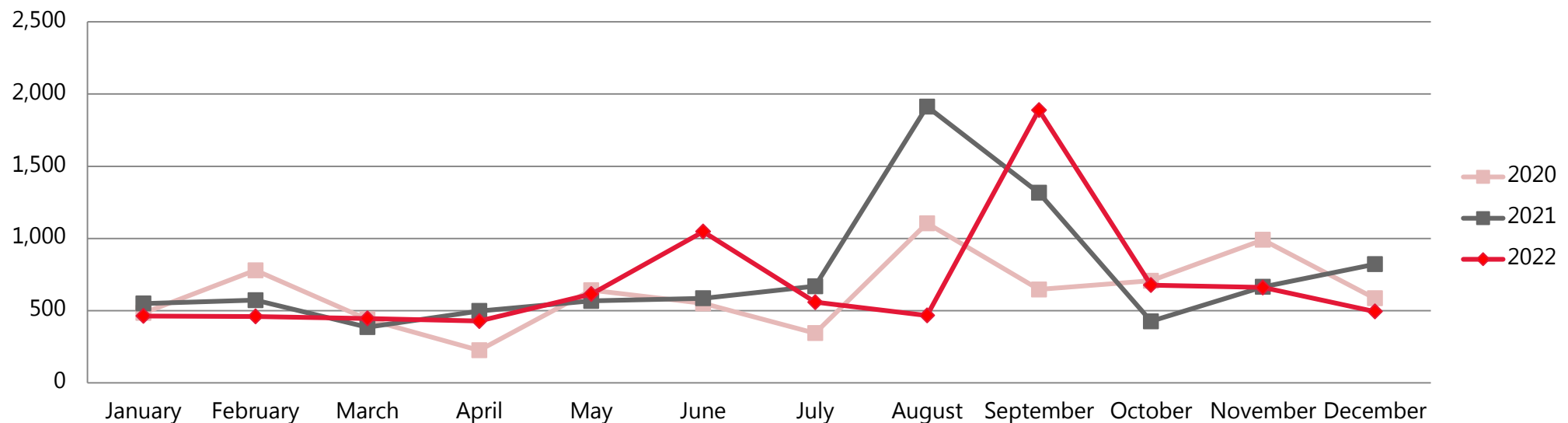
## Departures



## Arrivals &amp; Departures / Passenger Numbers

Month	2020	2021	Var %	2022	Var %
January	483	549	13.7%	463	-15.7%
February	779	572	-26.6%	459	-19.8%
March	440	385	-12.5%	445	15.6%
April	225	497	120.9%	427	-14.1%
May	641	567	-11.5%	614	8.3%
June	550	585	6.4%	1,047	79.0%
July	344	669	94.5%	558	-16.6%
August	1,105	1,913	73.1%	466	-75.6%
September	646	1,316	103.7%	1,889	43.5%
October	707	426	-39.7%	676	58.7%
November	990	664	-32.9%	660	-0.6%
December	585	821	40.3%	494	-39.8%
<b>Total</b>	<b>7,495</b>	<b>8,964</b>	<b>19.6%</b>	<b>8,198</b>	<b>-8.5%</b>

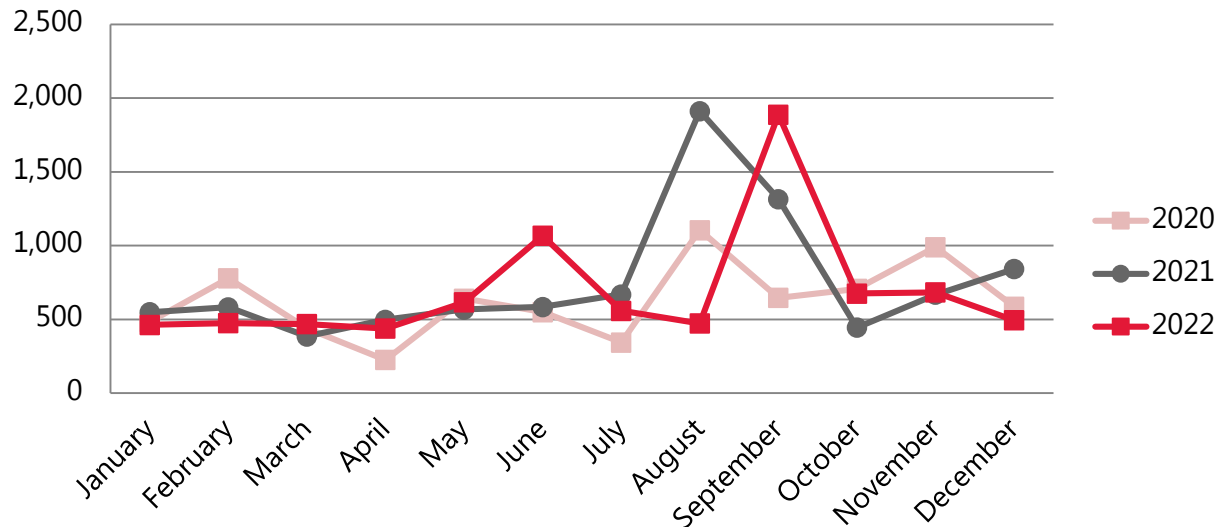
## Arrivals &amp; Departures



## Arrivals &amp; Departures Including Transit / Passenger Numbers

Month	2020	2021	Var %	2022	Var %
January	483	549	13.7%	463	-15.7%
February	779	582	-25.3%	475	-18.4%
March	440	385	-12.5%	469	21.8%
April	225	498	121.3%	438	-12.0%
May	641	567	-11.5%	616	8.6%
June	550	585	6.4%	1,067	82.4%
July	344	669	94.5%	558	-16.6%
August	1,105	1,913	73.1%	473	-75.3%
September	646	1,316	103.7%	1,889	43.5%
October	707	445	-37.1%	676	51.9%
November	990	668	-32.5%	683	2.2%
December	587	842	43.4%	494	-41.3%
<b>Total</b>	<b>7,497</b>	<b>9,019</b>	<b>20.3%</b>	<b>8,301</b>	<b>-8.0%</b>

## Arrivals &amp; Departures Including Transit



## Transit Passengers

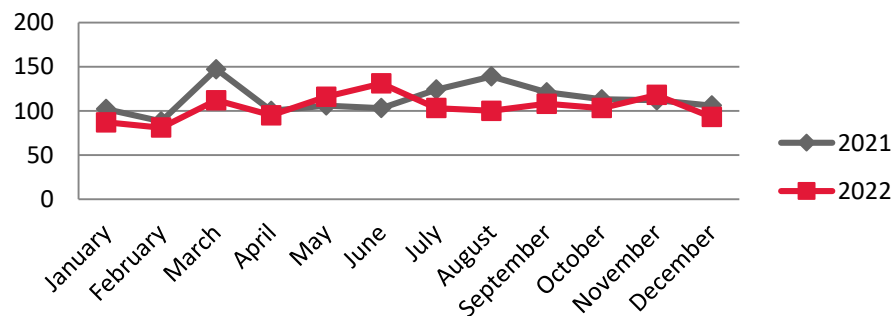
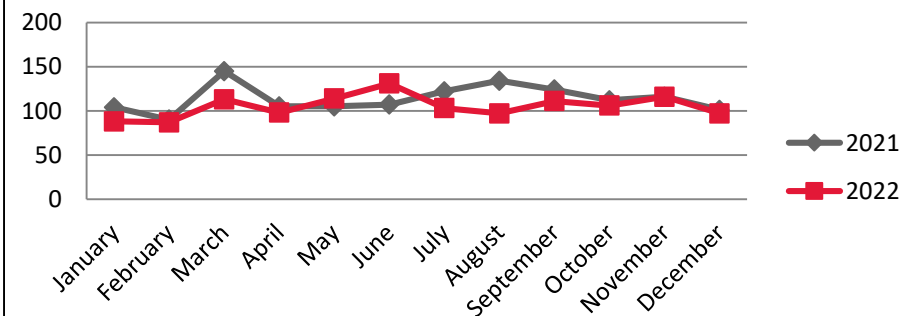
Month	2021	2022	Var %
January	0	0	
February	10	16	60.0%
March	0	24	
April	1	11	1000.0%
May	0	2	
June	0	20	
July	0	0	
August	0	7	
September	0	0	
October	19	0	-100.0%
November	4	23	475.0%
December	21	0	-100.0%
<b>Total</b>	<b>55</b>	<b>103</b>	<b>87.3%</b>

## Arrivals - Civil Aircraft Movement

Month	2021	2022	Var %
January	102	87	-14.7%
February	88	81	-8.0%
March	147	112	-23.8%
April	100	95	-5.0%
May	106	116	9.4%
June	103	131	27.2%
July	124	103	-16.9%
August	139	100	-28.1%
September	121	108	-10.7%
October	113	103	-8.8%
November	112	118	5.4%
December	106	93	-12.3%
<b>Total</b>	<b>1,361</b>	<b>1,247</b>	<b>-8.4%</b>

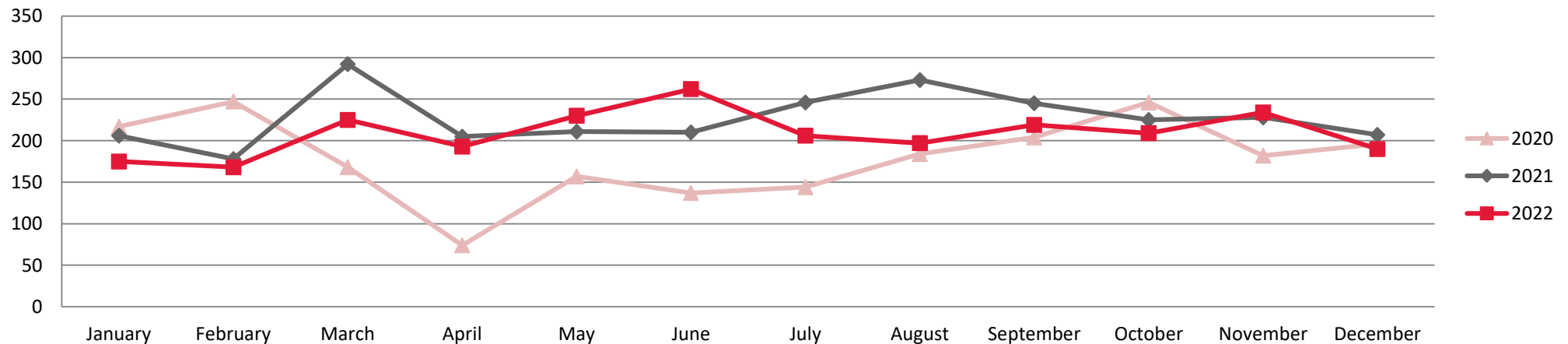
## Departures - Civil Aircraft Movement

Month	2021	2022	Var %
January	104	88	-15.4%
February	90	87	-3.3%
March	145	113	-22.1%
April	105	98	-6.7%
May	105	114	8.6%
June	107	131	22.4%
July	122	103	-15.6%
August	134	97	-27.6%
September	124	111	-10.5%
October	112	106	-5.4%
November	116	116	0.0%
December	101	97	-4.0%
<b>Total</b>	<b>1,365</b>	<b>1,261</b>	<b>-7.6%</b>

Civil Aircraft Movement  
ArrivalsCivil Aircraft Movement  
Departures

## Arrivals &amp; Departures - Civil Aircraft Movement

Month	2020	2021	Var %	2022	Var %
January	217	206	-5.1%	175	-15.0%
February	247	178	-27.9%	168	-5.6%
March	168	292	73.8%	225	-22.9%
April	74	205	177.0%	193	-5.9%
May	157	211	34.4%	230	9.0%
June	137	210	53.3%	262	24.8%
July	144	246	70.8%	206	-16.3%
August	184	273	48.4%	197	-27.8%
September	204	245	20.1%	219	-10.6%
October	246	225	-8.5%	209	-7.1%
November	182	228	25.3%	234	2.6%
December	196	207	5.6%	190	-8.2%
<b>Total</b>	<b>2,156</b>	<b>2,726</b>	<b>26.4%</b>	<b>2,508</b>	<b>-8.0%</b>

Civil Aircraft Movement  
Arrivals & Departures

## Civil Aircraft Types Movement-Arrivals 2021

Month	Private	Cargo	Medical	Ferry	Maintenance	Charter	Total
January	78	17	2	0	5	0	102
February	71	14	1	0	2	0	88
March	96	30	3	2	16	0	147
April	71	15	4	0	10	0	100
May	77	17	6	0	6	0	106
June	73	19	5	0	6	0	103
July	99	19	1	0	5	0	124
August	91	28	5	0	7	8	139
September	79	22	4	0	9	7	121
October	87	18	2	0	6	0	113
November	78	18	4	1	11	0	112
December	84	19	1	0	2	0	106
<b>Total</b>	<b>984</b>	<b>236</b>	<b>38</b>	<b>3</b>	<b>85</b>	<b>15</b>	<b>1361</b>

## Civil Aircraft Types Movement-Arrivals 2022

January	69	11	4	0	3	0	87
February	60	19	2	0	0	0	81
March	75	24	4	0	9	0	112
April	73	17	0	0	5	0	95
May	85	22	4	0	5	0	116
June	100	23	4	0	4	0	131
July	83	16	4	0	0	0	103
August	66	25	7	0	2	0	100
September	77	26	4	0	1	0	108
October	74	17	3	0	9	0	103
November	88	20	7	0	3	0	118
December	68	21	3	0	1	0	93
<b>Total</b>	<b>918</b>	<b>241</b>	<b>46</b>	<b>0</b>	<b>42</b>	<b>0</b>	<b>1247</b>

## Variance in Civil Aircraft Types Movement

January	-11.5%	-35.3%	100.0%		-40.0%		-14.7%
February	-15.5%	35.7%	100.0%		-100.0%		-8.0%
March	-21.9%	-20.0%	33.3%	-100.0%	-43.8%		-23.8%
April	2.8%	13.3%	-100.0%		-50.0%		-5.0%
May	10.4%	29.4%	-33.3%		-16.7%		9.4%
June	37.0%	21.1%	-20.0%		-33.3%		27.2%
July	-16.2%	-15.8%	300.0%		-100.0%		-16.9%
August	-27.5%	-10.7%	40.0%		-71.4%	-100.0%	-28.1%
September	-2.5%	18.2%	0.0%		-88.9%	-100.0%	-10.7%
October	-14.9%	-5.6%	50.0%		50.0%		-8.8%
November	12.8%	11.1%	75.0%	-100.0%	-72.7%		5.4%
December	-19.0%	10.5%	200.0%		-50.0%		-12.3%
<b>Total</b>	<b>-6.7%</b>	<b>2.1%</b>	<b>21.1%</b>	<b>-100.0%</b>	<b>-50.6%</b>	<b>-100.0%</b>	<b>-8.4%</b>

## Civil Aircraft Types Movement-Departures 2021

Month	Private	Cargo	Medical	Ferry	Maintenance	Charter	Total
January	79	18	2	0	5	0	104
February	71	14	1	0	4	0	90
March	97	30	3	2	13	0	145
April	72	15	4	0	14	0	105
May	78	18	5	0	4	0	105
June	76	19	6	0	6	0	107
July	98	19	1	0	4	0	122
August	89	25	5	0	9	6	134
September	82	23	4	0	6	9	124
October	84	18	2	0	8	0	112
November	81	18	4	1	12	0	116
December	81	19	1	0	0	0	101
<b>Total</b>	<b>988</b>	<b>236</b>	<b>38</b>	<b>3</b>	<b>85</b>	<b>15</b>	<b>1365</b>

## Civil Aircraft Types Movement-Departures 2022

January	69	11	4	0	4	0	88
February	67	17	2	0	1	0	87
March	75	25	4	0	9	0	113
April	73	18	0	0	7	0	98
May	85	22	4	0	3	0	114
June	98	23	4	0	6	0	131
July	84	15	4	0	0	0	103
August	65	25	7	0	0	0	97
September	79	26	4	0	2	0	111
October	76	18	3	0	9	0	106
November	87	20	7	0	2	0	116
December	71	21	3	0	2	0	97
<b>Total</b>	<b>929</b>	<b>241</b>	<b>46</b>	<b>0</b>	<b>45</b>	<b>0</b>	<b>1261</b>

## Variance in Civil Aircraft Types Movement

January	-12.7%	-38.9%	100.0%		-20.0%		-15.4%
February	-5.6%	21.4%	100.0%		-75.0%		-3.3%
March	-22.7%	-16.7%	33.3%	-100.0%	-30.8%		-22.1%
April	1.4%	20.0%	-100.0%		-50.0%		-6.7%
May	9.0%	22.2%	-20.0%		-25.0%		8.6%
June	28.9%	21.1%	-33.3%		0.0%		22.4%
July	-14.3%	-21.1%	300.0%		-100.0%		-15.6%
August	-27.0%	0.0%	40.0%		-100.0%	-100.0%	-27.6%
September	-3.7%	13.0%	0.0%		-66.7%	-100.0%	-10.5%
October	-9.5%	0.0%	50.0%		12.5%		-5.4%
November	7.4%	11.1%	75.0%	-100.0%	-83.3%		0.0%
December	-12.3%	10.5%	200.0%				-4.0%
<b>Total</b>	<b>-6.0%</b>	<b>2.1%</b>	<b>21.1%</b>	<b>-100.0%</b>	<b>-47.1%</b>	<b>-100.0%</b>	<b>-7.6%</b>

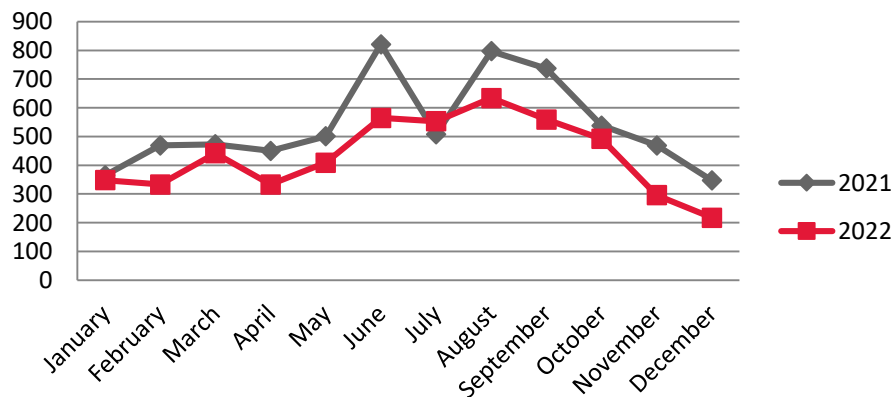
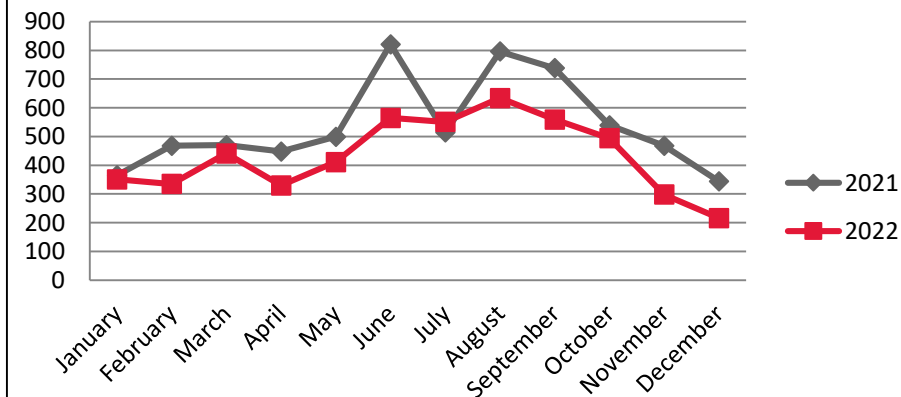


## Arrivals - Academies Aircraft Movement

Month	2021	2022	Var %
January	365	348	-4.7%
February	469	333	-29.0%
March	473	442	-6.6%
April	450	333	-26.0%
May	501	409	-18.4%
June	821	565	-31.2%
July	508	553	8.9%
August	797	634	-20.5%
September	737	559	-24.2%
October	538	492	-8.6%
November	469	296	-36.9%
December	347	217	-37.5%
<b>Total</b>	<b>6,475</b>	<b>5,181</b>	<b>-20.0%</b>

## Departures - Academies Aircraft Movement

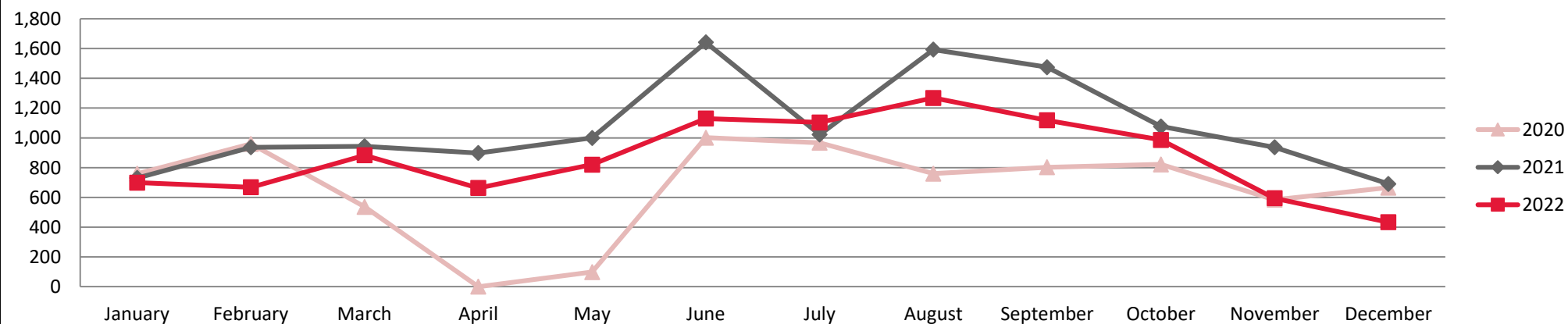
Month	2021	2022	Var %
January	365	351	-3.8%
February	468	335	-28.4%
March	470	441	-6.2%
April	448	330	-26.3%
May	499	411	-17.6%
June	821	565	-31.2%
July	514	551	7.2%
August	796	634	-20.4%
September	738	559	-24.3%
October	539	494	-8.3%
November	468	298	-36.3%
December	344	216	-37.2%
<b>Total</b>	<b>6,470</b>	<b>5,185</b>	<b>-19.9%</b>

Academies Aircraft Movement  
ArrivalsAcademies Aircraft Movement  
Departures

## Arrivals &amp; Departures - Academies Aircraft Movement

Month	2020	2021	Var %	2022	Var %
January	759	730	-3.8%	699	-4.2%
February	959	937	-2.3%	668	-28.7%
March	536	943	75.9%	883	-6.4%
April	0	898		663	-26.2%
May	98	1,000	920.4%	820	-18.0%
June	1,001	1,642	64.0%	1,130	-31.2%
July	967	1,022	5.7%	1,104	8.0%
August	760	1,593	109.6%	1,268	-20.4%
September	802	1,475	83.9%	1,118	-24.2%
October	822	1,077	31.0%	986	-8.4%
November	584	937	60.4%	594	-36.6%
December	666	691	3.8%	433	-37.3%
<b>Total</b>	<b>7,954</b>	<b>12,945</b>	<b>62.7%</b>	<b>10,366</b>	<b>-19.9%</b>

### Academies Aircraft Movement Arrivals & Departures



Incoming Cargo in KGS			
Month	2021	2022	Var %
January	0	0	
February	0	85	
March	0	0	
April	0	80,000	
May	21,114	69,000	226.8%
June	0	21,052	
July	27,686	12,340	-55.4%
August	148,792	0	-100.0%
September	153,784	84,000	-45.4%
October	13,800	0	-100.0%
November	0	0	
December	0	236,220	
<b>Total</b>	<b>365,176</b>	<b>502,697</b>	<b>37.7%</b>

Outgoing Cargo in KGS			
Month	2021	2022	Var %
January	0	0	
February	0	3,000	
March	0	0	
April	0	34,000	
May	7,000	75,000	971.4%
June	53,000	34,052	-35.8%
July	0	0	
August	38,540	0	-100.0%
September	41,000	31,470	-23.2%
October	0	82,600	
November	11,000	205,830	1771.2%
December	0	7,880	
<b>Total</b>	<b>150,540</b>	<b>473,832</b>	<b>214.8%</b>

Incoming & Outgoing Cargo Combined			
Month	2021	2022	Var %
January	0	0	
February	0	3,085	
March	0	0	
April	0	114,000	
May	28,114	144,000	412.2%
June	53,000	55,104	4.0%
July	27,686	12,340	-55.4%
August	187,332	0	-100.0%
September	194,784	115,470	-40.7%
October	13,800	82,600	498.6%
November	11,000	205,830	1771.2%
December	0	244,100	
<b>Total</b>	<b>515,716</b>	<b>976,529</b>	<b>89.4%</b>

\*Data collection started from May 16<sup>th</sup> 2021.